

### HOW TO USE YOUR HAT LAMP™



Tap once on the white central point on top of your HatLamp to switch it ON



Long press on the white central point on top of your HatLamp to cycle DIM the light intensity



Tap once on the white central point on top of your HatLamp to switch it OFF




### HOW TO CHARGE YOUR HAT LAMP™




Plug the USB cable into the socket under the hat to charge




When charging, color turns RED. Charging time is 5-6 hours.




When fully charged circle will turn GREEN.




8h-24h  
of light



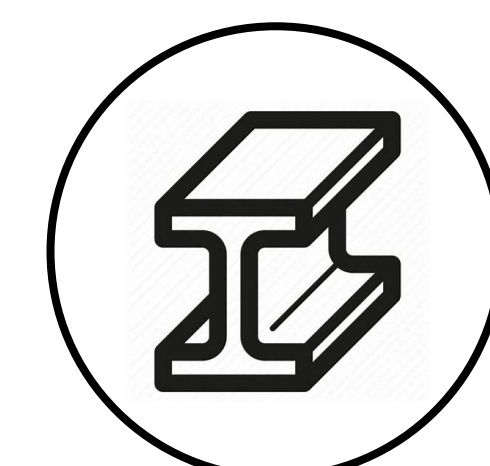
Touch  
Control




26  
LEDS



Fast USB  
Charging



Full  
Metal



Cycle  
Dimable